

RUSH Couriers Product Guide

Mail Pack (MP)



Maximum weight 1kg

The consignment must physically fit into the MailPack and not exceed 1kg, no liquids.

Courier Pack (CP)

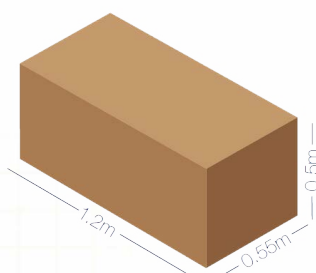


Maximum weight 5kg

The consignment must physically fit into the CourierPack and not exceed 5kg, no liquids.

Parcel Size Guide

Parcel(ND)



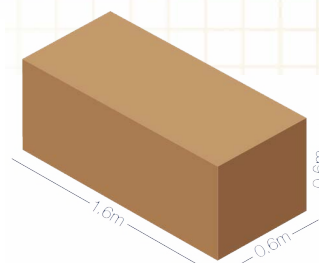
Maximum weight 30Kg per Item

Maximum size:

1.2m (L) x 0.55m (W) x 0.5m (D)

Items with any one of their dimensions in excess of the maximum parameters will be Non Conveyorable (NC).

Non-Conveyorable Parcel (NC)

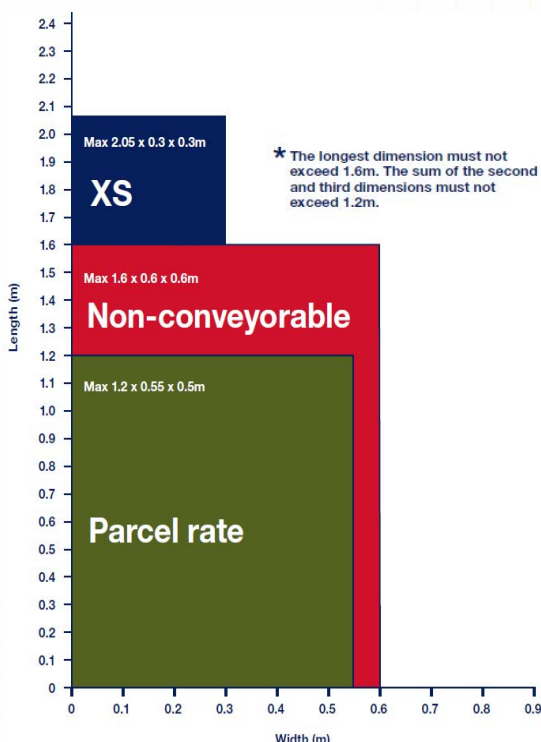


Maximum weight 30Kg per Item

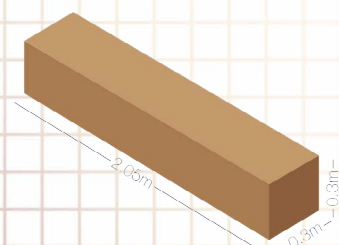
Maximum size

1.6m (L) x 0.6m (W) x 0.6m (D)

Any items over 1.61m can have its other dimensions no greater than 0.3m x 0.3m and will be Excess (XS). The sum of the second & third dimensions shall not exceed 1.2m



Excess Parcel(XS)



Maximum weight 30Kg per Item

Maximum size

2.05m (L) x 0.3m (W) x 0.3m (D)

Items with any one of their dimensions in excess of the maximum parameters are not suitable for transit via APC.

Note there will be a maximum dead weight limit of 30 kilos per item, a Large Sticker indicating heavy weight must be shown

Odd Size Parcels (Non Compliant)



For Non Compliant Parcels please call 0207 323 2375

